

**First Internet Bancorp
Investor Presentation
Fourth Quarter 2015**



Forward Looking Statement

This presentation may contain forward-looking statements with respect to the financial condition, results of operations, plans, objectives, future performance or business of the Company. Forward-looking statements are generally identifiable by the use of words such as “believe,” “expect,” “anticipate,” “plan,” “intend,” “estimate,” “may,” “will,” “would,” “could,” “should” or other similar expressions. Forward-looking statements are not a guarantee of future performance or results, are based on information available at the time the statements are made and involve known and unknown risks, uncertainties and other factors that could cause actual results to differ materially from the information in the forward-looking statements. Factors that may cause such differences include: failures of or interruptions in the communications and information systems on which we rely to conduct our business; our plans to grow our commercial real estate and commercial and industrial loan portfolios; competition with national, regional and community financial institutions; the loss of any key members of senior management; fluctuations in interest rates; general economic conditions; risks relating to the regulation of financial institutions; and other factors identified in reports we file with the SEC. All statements in this presentation, including forward-looking statements, speak only as of the date they are made, and the Company undertakes no obligation to update any statement in light of new information or future events.

Corporate Overview

Corporate Summary

- First Internet Bank launched in 1999
- First state-chartered FDIC-insured Internet bank
- Headquartered in Fishers, IN with an office in Phoenix, AZ
- Industry pioneer in branchless delivery of consumer and commercial banking services
- Nationwide deposit and lending footprint
- Experienced management team
- Strong asset generator with improving profitability

4Q15 Financial Information

- | | |
|--------------------------------------|-------------------|
| ▪ Total assets | \$1,269.9 million |
| ▪ Total loans | \$953.9 million |
| ▪ Total deposits | \$956.1 million |
| ▪ TCE / tangible assets | 7.88% |
| ▪ NPLs / total loans | 0.02% |
| ▪ Net charge-offs / average loans | 0.03% |
| ▪ Market capitalization ¹ | \$ 114.2 million |
| ▪ Dividend yield ¹ | 0.9% |
| ▪ NASDAQ Capital Market | INBK |

¹ Market valuation data as of February 26, 2016

Differentiated Business Model

- Nationwide **consumer banking** provider
 - Proven online / mobile retail deposit platform using scalable technology backed by exceptional customer service
 - Low cost delivery channel creates customer value through competitive rates and low fees
- **Commercial banking** franchise focused on select local and national markets

Local

- C&I – Central Indiana
- C&I – Arizona
- Investor CRE – Central Indiana
- Construction – Central Indiana

National

- Single tenant lease financing

- National, award-winning online direct-to-consumer mortgage banking platform
- Niche consumer lending segments with strong yields and asset quality

Asset class and geographic diversity provides ability to generate top tier balance sheet and revenue growth funded by a loyal, efficient and growing deposit base

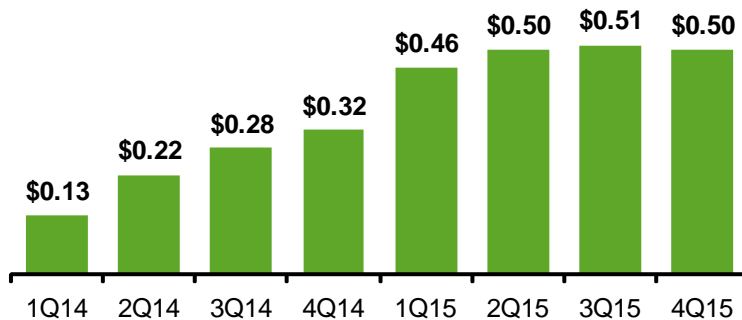
Strategic Objectives

- Drive revenue growth and positive operating leverage
- Achieve consistent strong profitability
- Deploy capital in an accretive manner focused on building shareholder value
- Capitalize on consumer trends by capturing greater deposit market share among digital banking adopters
- Maintain strong asset quality and focus on disciplined risk management
- Expand asset generation channels to supplement growth and increase profitability
- Continue investing in technology to remain a digital banking leader and increase efficiency

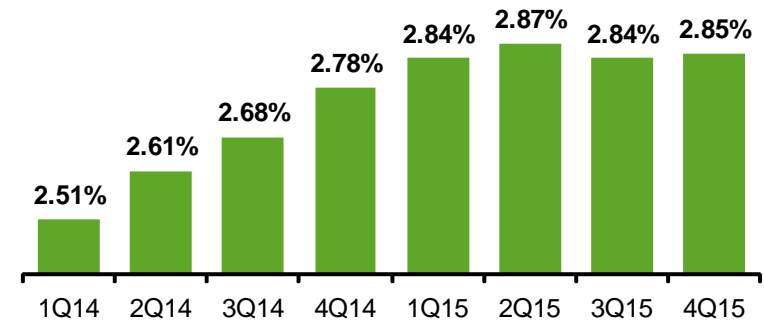
Improving Performance

The Company's focus on enhancing profitability resulted in continued performance improvement since early 2014

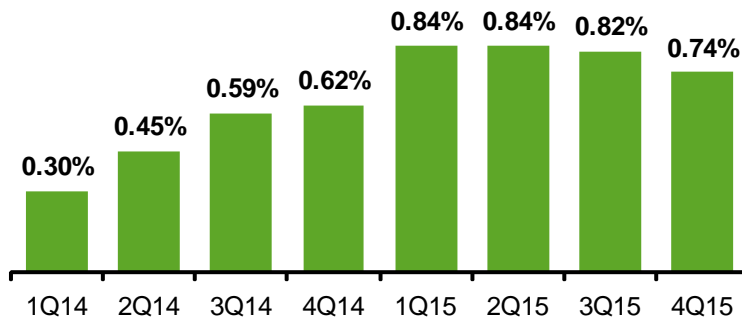
Diluted Earnings Per Share



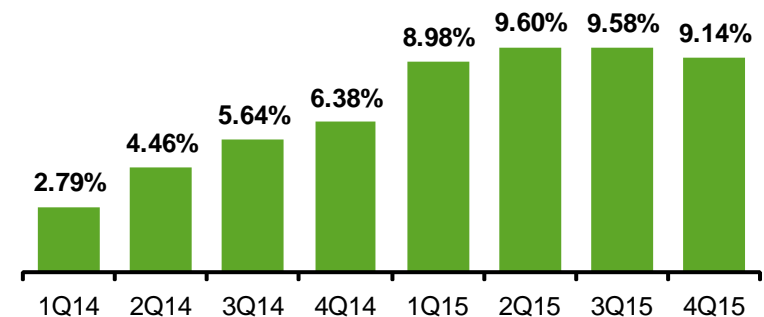
Net Interest Margin



Return on Average Assets



Return on Average Tangible Common Equity

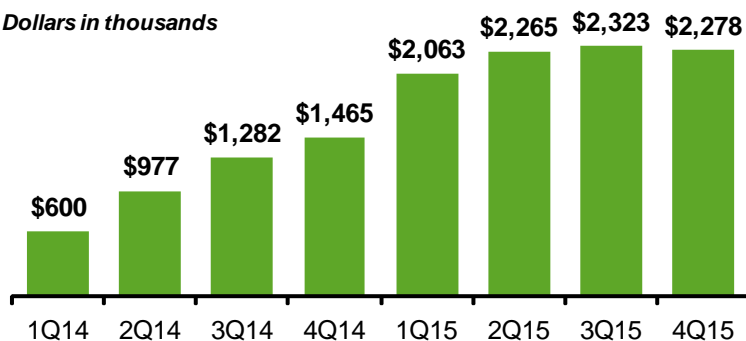


Strong Revenue and Earnings Growth

Strong asset generation and re-focused mortgage banking activities combined with disciplined expense management are driving revenue growth and positive operating leverage

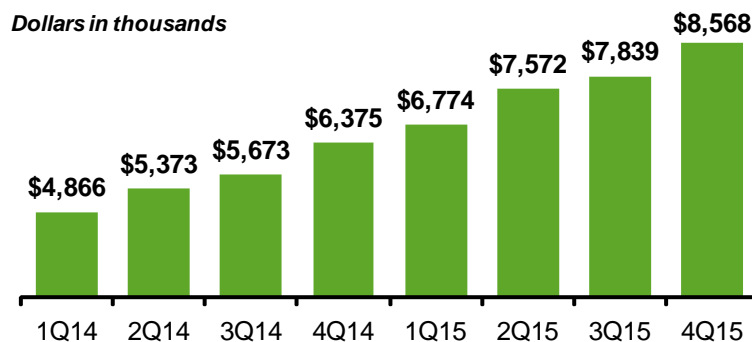
Net Income

Dollars in thousands



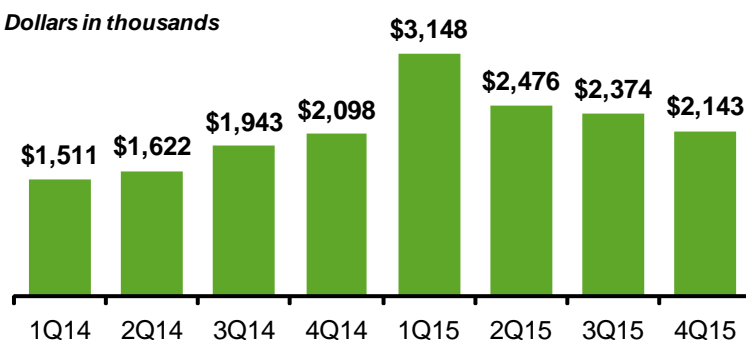
Net Interest Income

Dollars in thousands



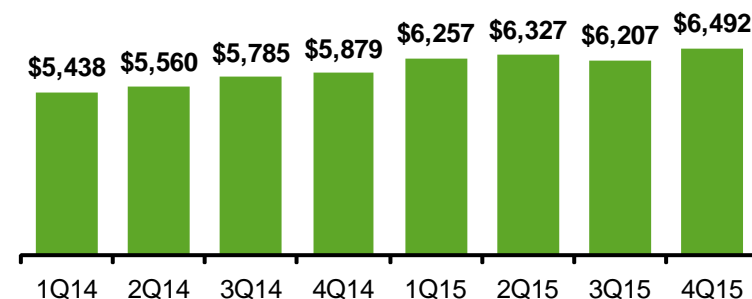
Noninterest Income

Dollars in thousands



Noninterest Expense

Dollars in thousands

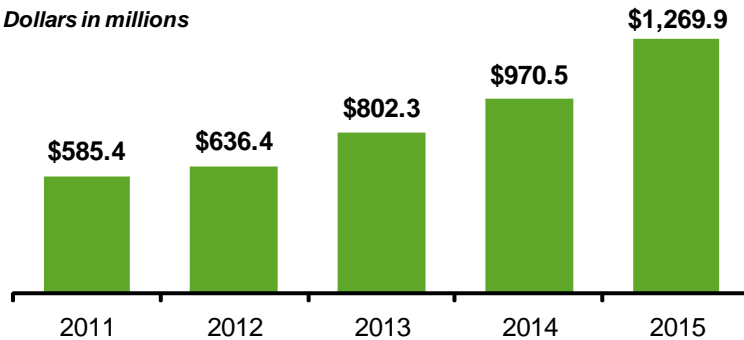


Consistent Balance Sheet Growth

Execution of the business strategy is driving consistent and sustainable balance sheet growth

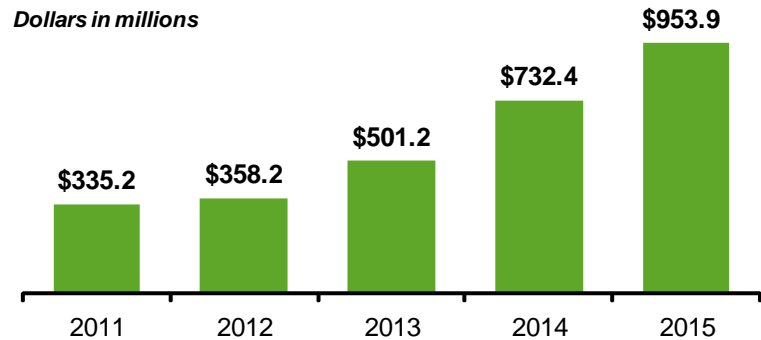
Total Assets

Dollars in millions



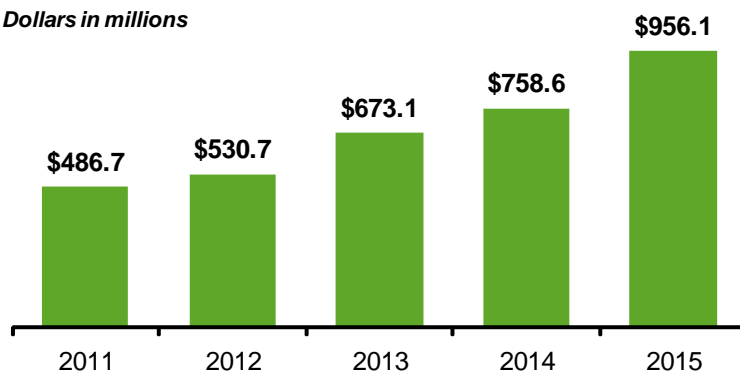
Total Loans

Dollars in millions

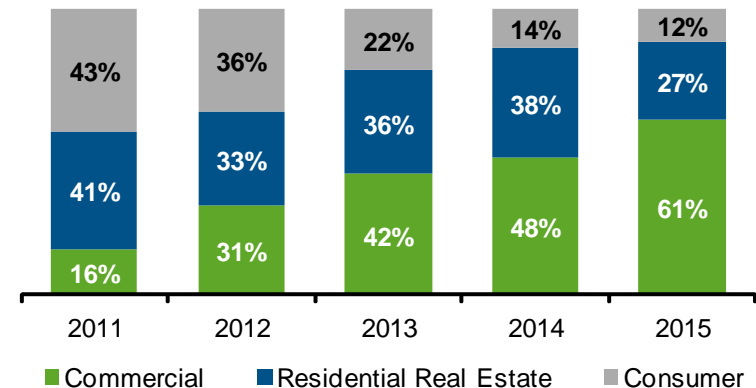


Total Deposits

Dollars in millions



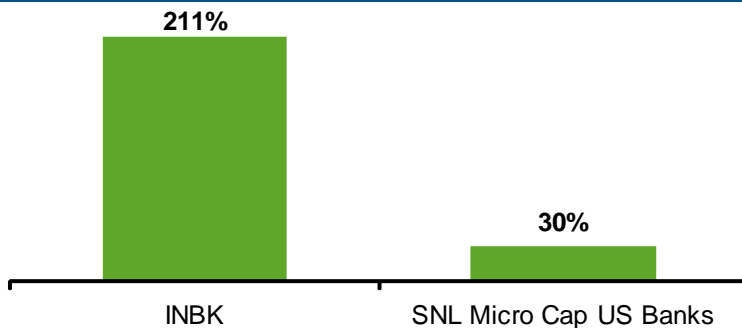
Loan Composition



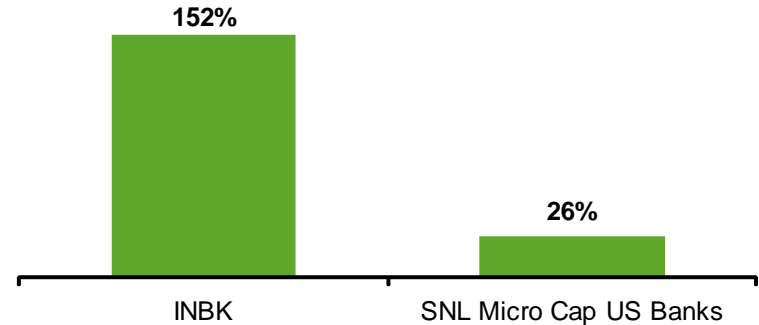
Five Year Balance Sheet Growth

- Five year balance sheet growth rates far exceed the median rates for similar institutions
- INBK growth over this period has been primarily organic as opposed to through acquisitions

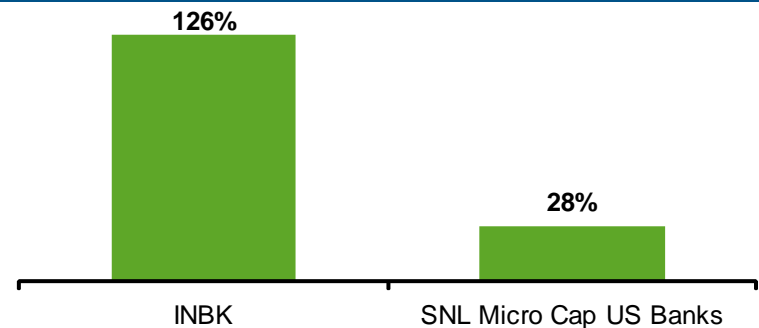
Five Year Total Loan Growth



Five Year Total Asset Growth



Five Year Total Deposit Growth



Source: Company data and SNL Financial; financial data as of December 31, 2015; peer data represents median value of component companies. SNL Micro Cap US Banks represent publicly traded micro cap banks with a market capitalization of less than \$250 million; peer data based on index components as of December 31, 2015.

Commercial Real Estate

Commercial real estate balances increased \$196.9 million, or 82.2%, since 4Q14

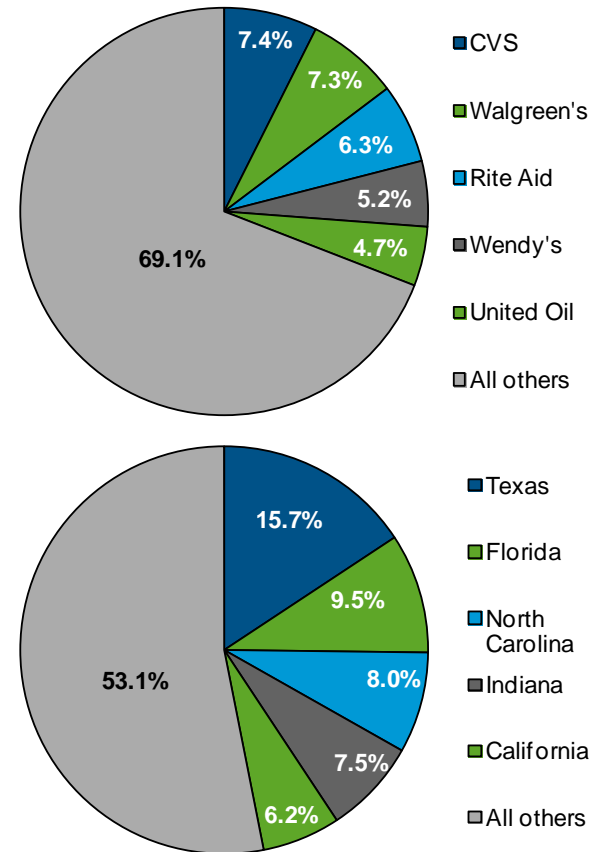
Dollars in millions

	As of December 31, 2015	% of total
Single tenant lease financing	\$374.3	85.8%
Construction	45.9	10.5%
Investor commercial real estate	16.2	3.7%
Total commercial real estate	\$436.4	100.0%

Single tenant lease financing overview:

- Long term lease financing of single tenant properties occupied by financially strong lessees
- Originations / commitments over the past twelve months exceeded \$220 million
- Nationwide platform provides ability to capitalize on national correspondent network
- Expertise in asset class with streamlined execution and credit process
- Strong historic credit performance
- Average LTV of approximately 54%

Single Tenant Lease Financing Portfolio Diversity



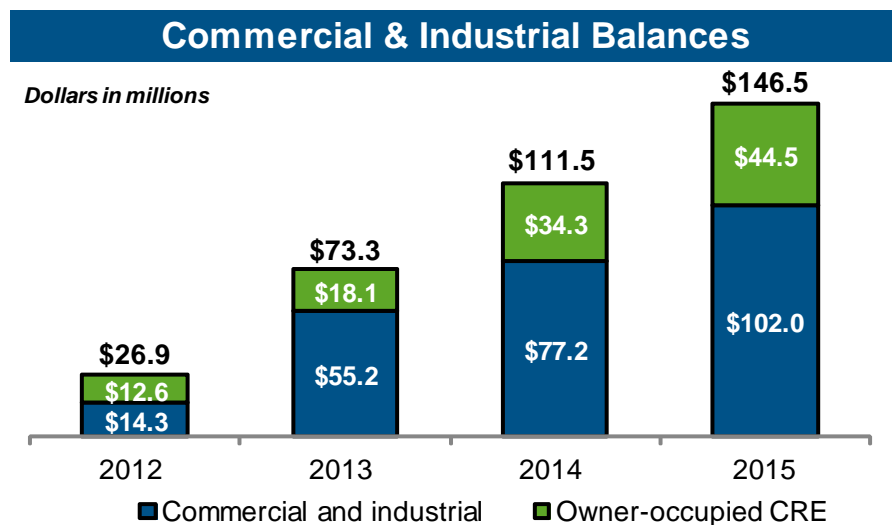
Commercial and Industrial

Commercial and industrial overview:

- Originations / commitments exceeded \$86 million over the past twelve months
- Primarily serves the borrowing and treasury management needs of small and middle-market businesses
- Seasoned banking team leverages market knowledge and experience to serve clients in a relationship-based approach
- Business line built organically, adding select personnel with specialized product or market expertise
 - Indiana team focuses on central Indiana and ancillary Midwestern markets
 - Added to Arizona team to further enhance origination efforts
- Strong credit performance to date

Commercial and industrial balances increased \$34.9 million, or 31.3%, since 4Q14

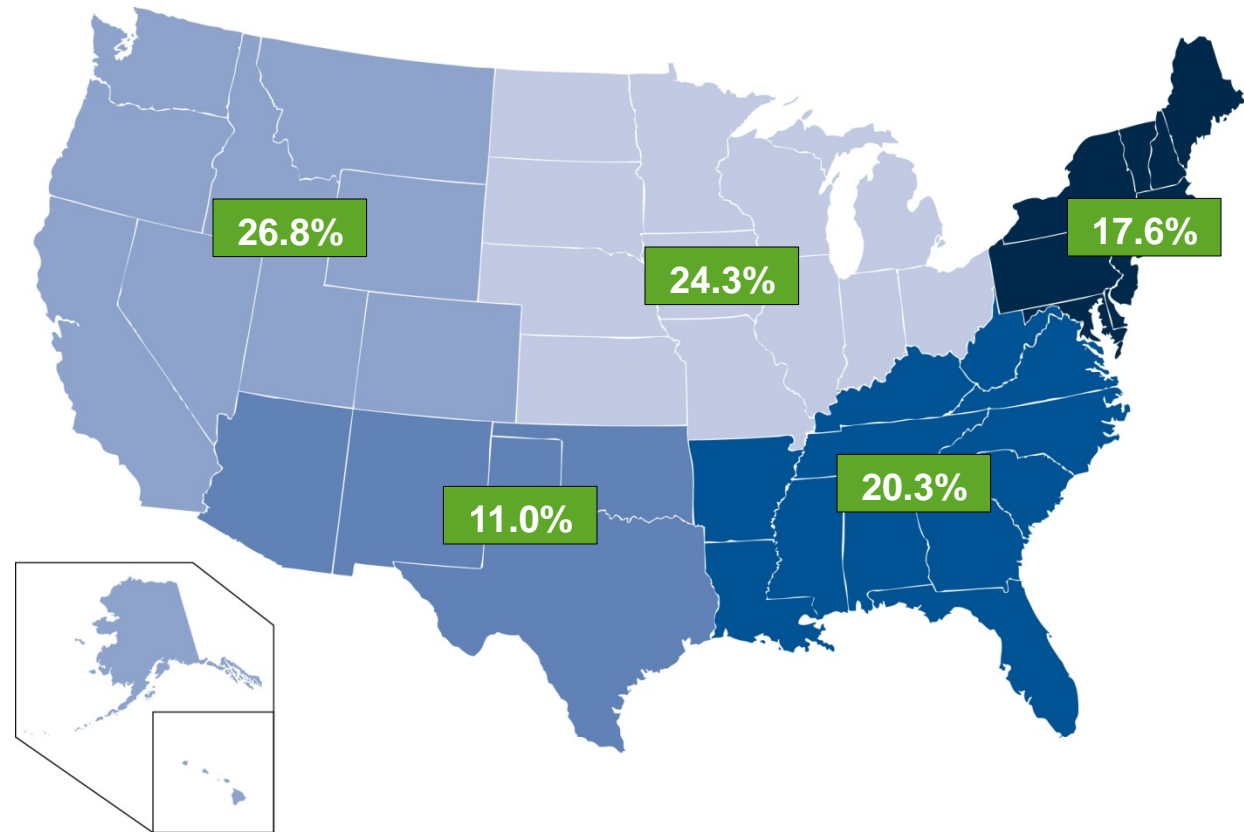
	As of December 31, 2015	% of total
Commercial and industrial	\$102.0	69.6%
Owner-occupied CRE	44.5	30.4%
Total commercial and ind.	\$146.5	100.0%



Residential Mortgage

- Award-winning national online origination platform
- Highly efficient application and underwriting process
- Sales and marketing efforts re-focused on purchase mortgage business
- Full range of residential mortgage and home equity products
- Launched central-Indiana based construction loan program

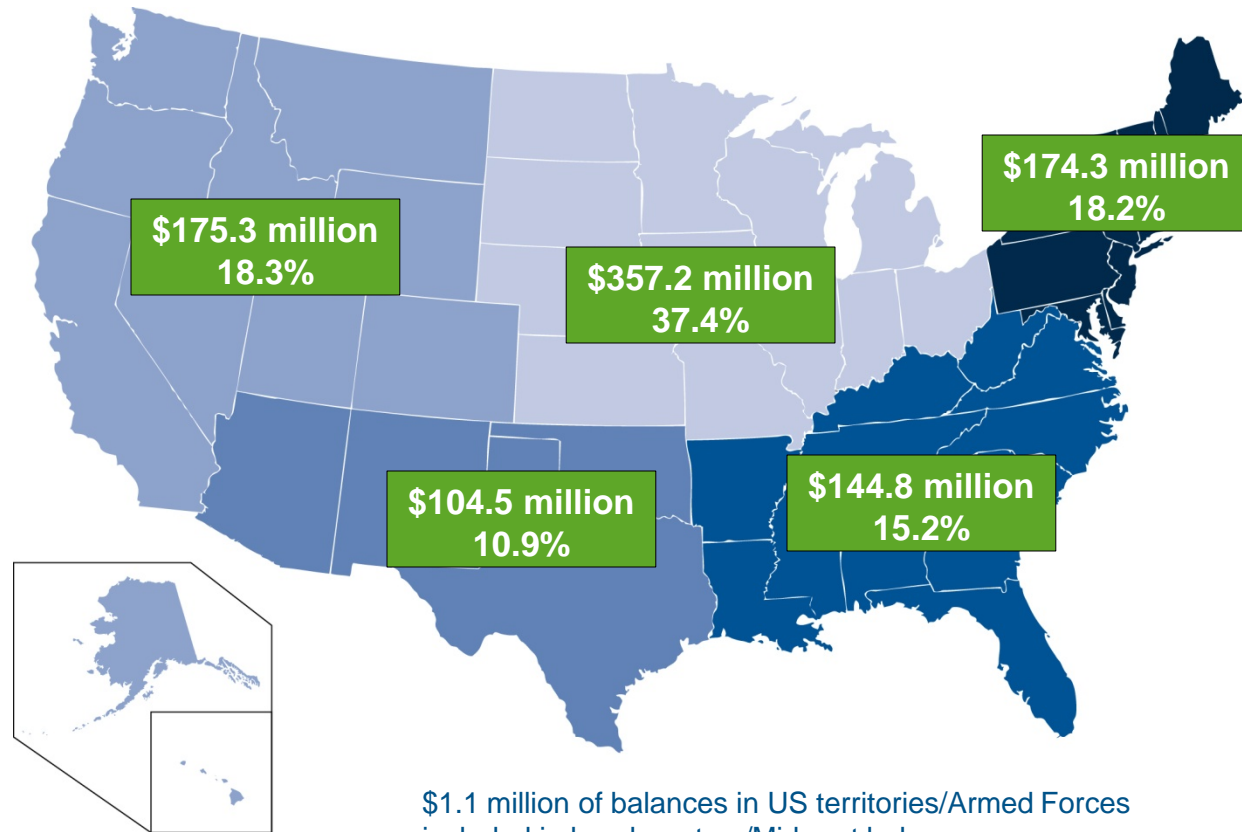
Last 12 Months of Mortgage Originations – Regional Distribution



Nationwide Branchless Deposit Franchise

- Nationwide consumer, small business and commercial deposit base
- Scalable technology and customer convenience supported by exceptional service
- Deposit relationships in all 50 states, including desirable metropolitan markets
- Average consumer interest checking account balance of \$15,250 far exceeds the national average

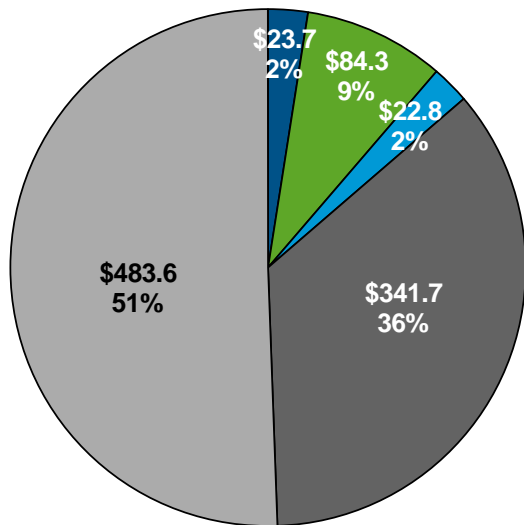
Total Deposits – \$956.1 Million – Regional Distribution As of December 31, 2015



Deposit Composition

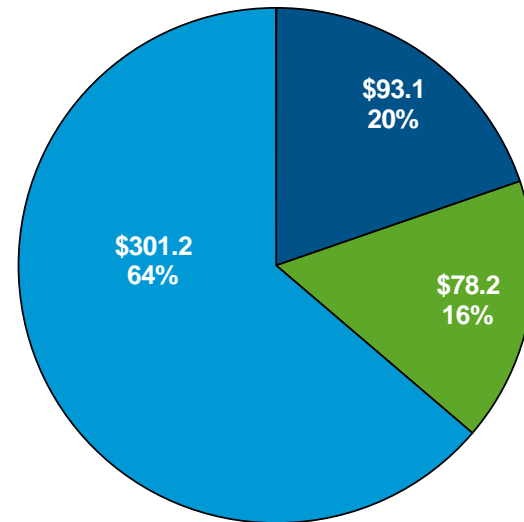
- Total deposits increased 26.0% since 4Q14 while the cost of funds declined 4 bps year-over-year
- Treasury management and small business deposits provide a significant opportunity for increasing lower-cost core deposits

Total Deposits - \$956.1 Million
As of December 31, 2015



- Noninterest-bearing deposits
- Interest-bearing demand deposits
- Savings accounts
- Money market accounts
- Time deposits

Total Non-Time Deposits - \$472.5 Million
As of December 31, 2015

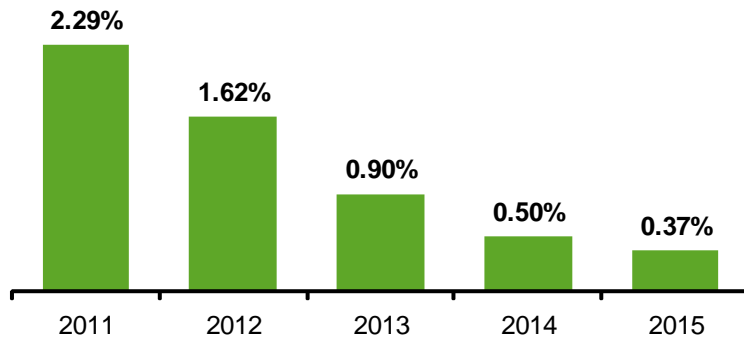


- Treasury management
- Small business
- Consumer

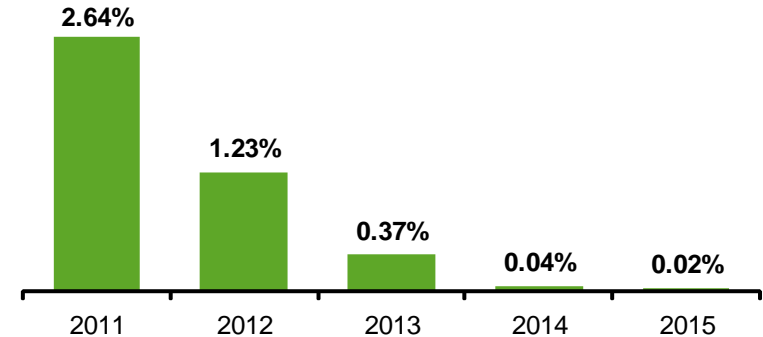
Asset Quality

Asset quality has improved significantly while balance sheet growth has continued on a strong upward trend

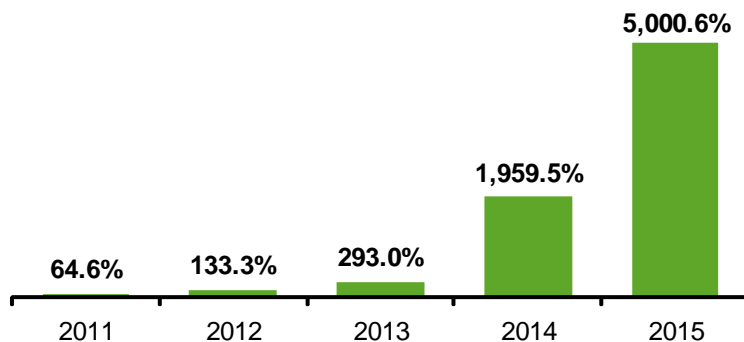
NPAs / Total Assets



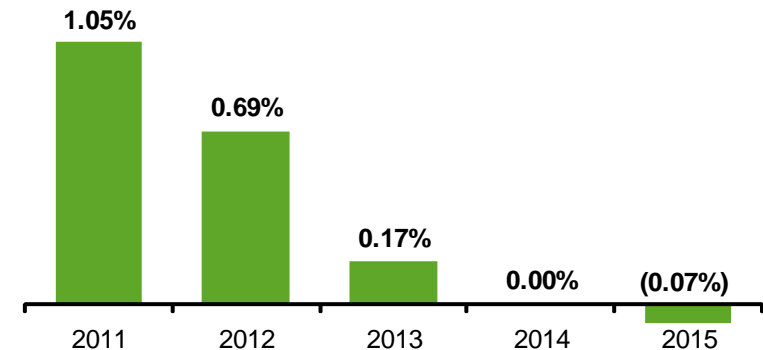
NPLs / Total Loans



Allowance for Loan Losses / NPLs



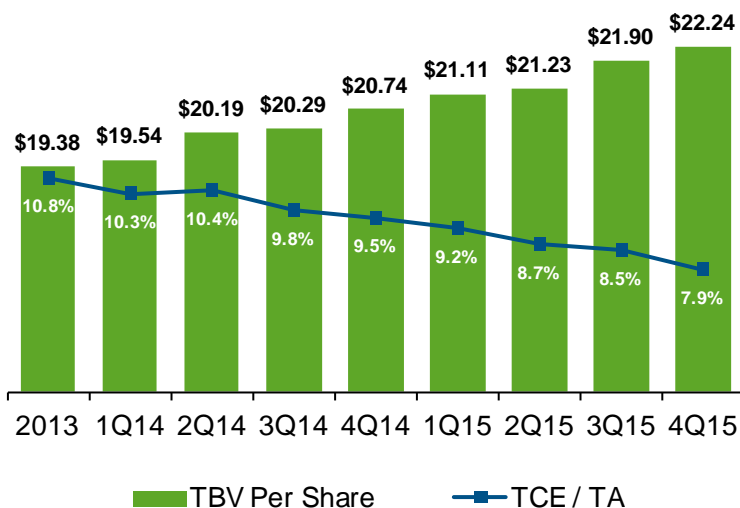
Net Charge-Offs (Recoveries) / Average Loans



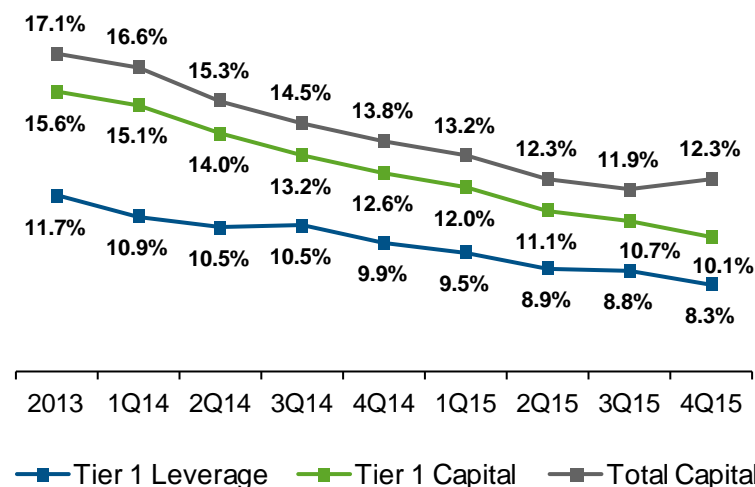
Capital

- Following the equity offering in late 2013, the Company has deployed capital to fund commercial loan growth, driving revenue growth and improved profitability
- During 4Q15, the Company issued \$10 million in subordinated notes (tier 2 capital) to further support its strong organic asset growth
- Strong insider ownership ensures board, management and shareholder interests are aligned

Tangible Common Equity

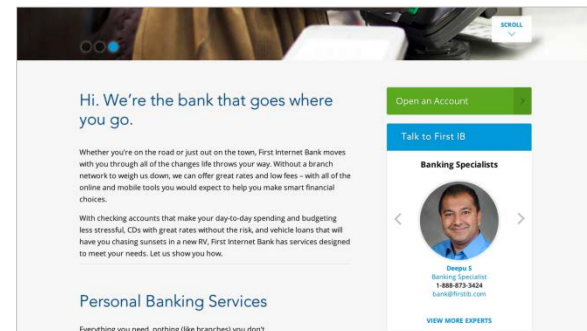
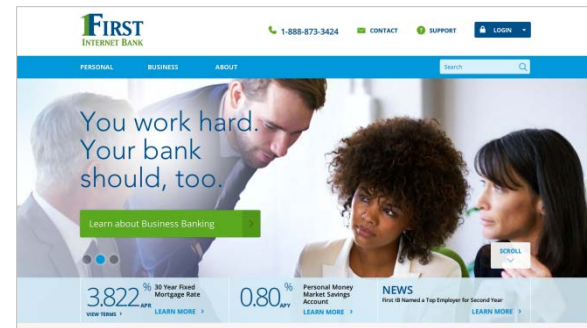


Regulatory Capital Ratios



First Internet Banking Experience

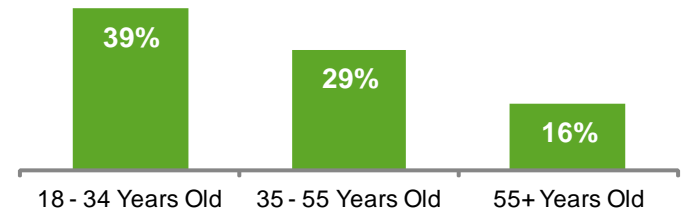
- Full suite of online capabilities and mobile apps for consumers and businesses
- Technology supports security, productivity, fast response and high-touch service
- One click “get started” call to action
- Supports growing customer preference for online / mobile – based financial services with personalized attention
- Multiple options for personal interaction with a First Internet Bank associate
- Informative “how to” video demonstrations



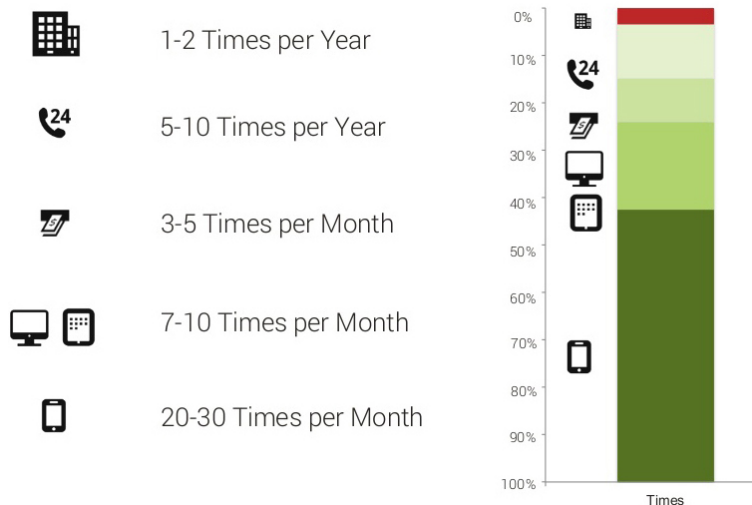
Customer Behavior – Shift to Digital

- Consumers continue to increasingly embrace digital channels to serve their banking needs
- According to a recent study, over 25% of North American consumers would consider switching to a bank with no physical locations

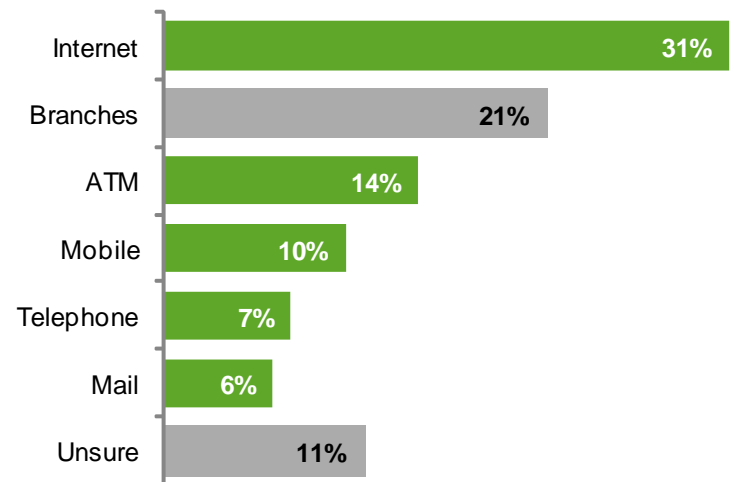
% That Would Consider Switching to a Branchless Bank



Customer Usage by Channel



Preferred Banking Method 2014

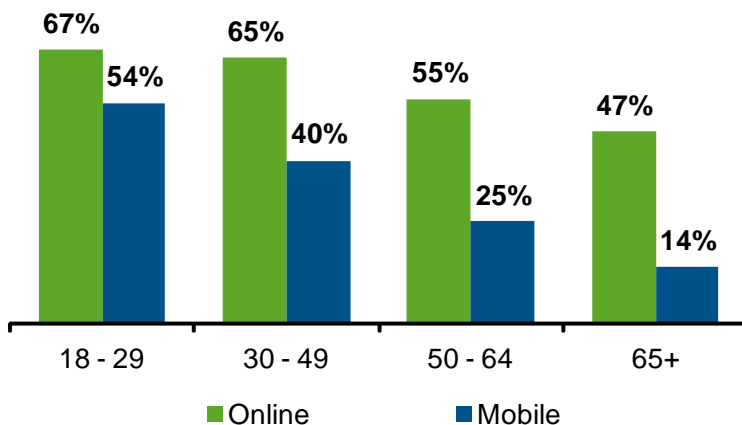


Sources: Accenture – The Digital Disruption in Banking; Backbase, December 19, 2014; ABA Survey

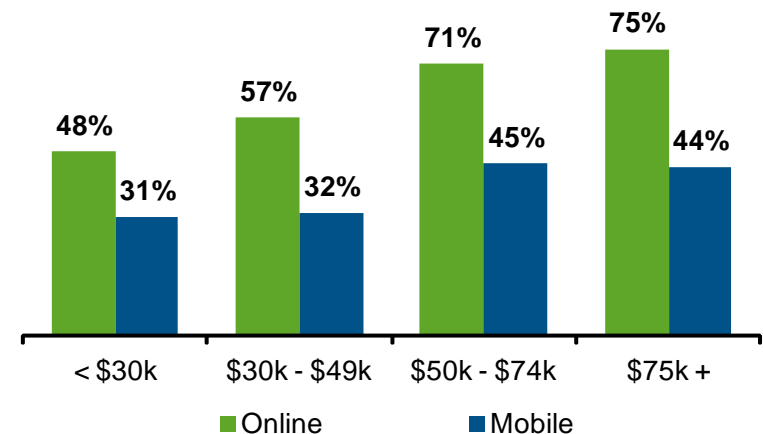
Demographics of Digital Banking

- According to Pew Research Center, 61% of Internet users bank online and 35% of cell phone users bank using their mobile device
- Online and mobile banking users represent attractive demographic segments
- Additional research shows that digitally oriented consumers also tend to be desirable and loyal customers
 - Mobile banking adopters tend to maintain deeper relationships with their primary bank as measured by the average number of products

% Who Bank Online / Mobile by Age



% Who Bank Online / Mobile by Household Income



Investment Summary

- Strong earnings growth and rapidly improving profitability
- Demonstrated track record of deploying capital to fuel loan growth while maintaining strong asset quality
- Investments in commercial lending platform are producing results
- Geographic and credit product diversity provide ability to generate sustained balance sheet growth
- Consumer banking platform well-positioned to capitalize on changing consumer preferences
- Full service, technology-driven model will deliver increasing efficiency
- Strong management team committed to building shareholder value

**First Internet Bancorp
Investor Presentation
Fourth Quarter 2015**

